


Industrial Grade Series Filter Systems Parallel/Series Filter Systems

Over-the-Top® Design

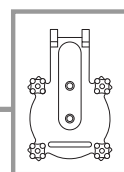


Technical Bulletin B1



Filtration Systems

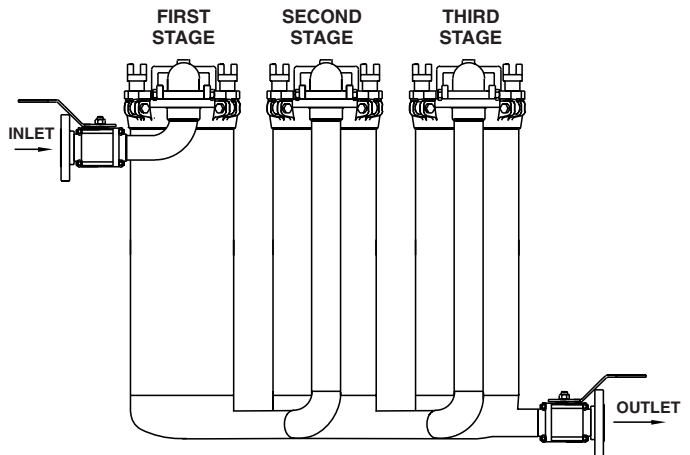
Division of Mechanical Mfg. Corporation



SERIES FILTER SYSTEMS



**Model
NS-122-LP-V-3 STAGE**



REAR VIEW

NOTE: DRAINS AND FRAME ARE INCLUDED, BUT NOT SHOWN IN THIS ILLUSTRATION FOR CLARITY.

MODEL	H"	W"	L"	WT/LBS
2-STAGE	37"	19"	35"	265
3-STAGE	37"	19"	47"	365
4-STAGE	37"	19"	59"	465

Description

Series Filter Systems are designed to remove suspended solids from liquids in multiple stages. Housings are piped in sequence, allowing particles of a specific size range to be captured at each stage. As liquid flows through the system, larger particles are collected upstream, preventing them from prematurely blinding media in subsequent stages.

Variations of both particle size and solids concentration in a solution can be accurately addressed through the selection of filter media. Any combination of Strainers, Mesh or Micron-Lined Baskets, Liquid Filter Bags, or Cartridges may be used to maximize performance and reduce costs associated with disposable media.

Valves on the inlet and outlet of the system allow liquid flow to be shut off at the unit, rather than at a distant source, saving time during media change-out. Series Filter Systems are available in Two, Three, or Four Stages.

Parallel/Series Filter Systems allow conversion from Series to Parallel Filtration by the use of isolation valves on an integrated manifold. In *Parallel Filtration*, both housings filter simultaneously, doubling the flow rate capacity of a single vessel. Isolation of an individual housing allows each vessel to operate independently for continuous service during media replacement, so your filtering process never shuts down. Parallel/Series Filter Systems are available with two filter housings.

Benefits of Series Filter Systems

- **Increased Solids Loading** – The first stage pre-filters large solids; each successive stage removes smaller particulate for finer filtration or liquid polishing.
- **Reduced Cost** – Users may select more economical or reusable media to pre-filter larger particles, reserving higher cost or disposable products for subsequent stages.
- **Improved Quality Control** – Filters of the same micron rating may be used in Series to improve capture rates and ensure filtrate quality through redundant passes.

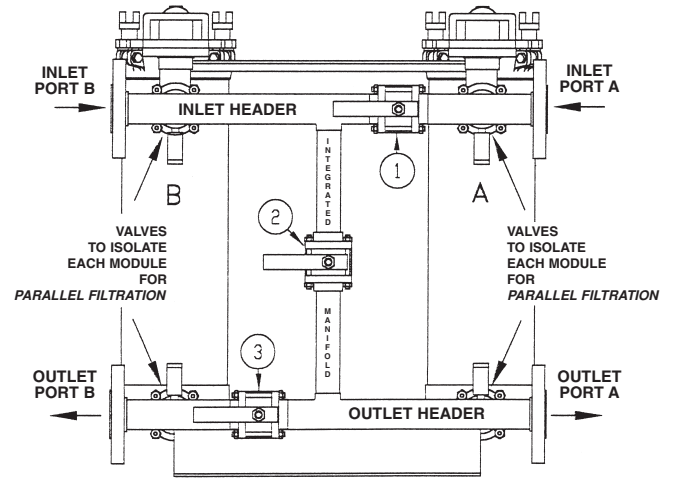
Over-The-Top[®] design secures the filter bag between the housing lid and the top of the support basket. Compression of the bag collar by the lid provides a positive 360-degree seal, preventing bypass of unfiltered material. Solids are trapped and collected in the bag, eliminating clean up of the vessel interior during bag change-out.

The Low-Profile, Horizontal Outlet is a one-piece investment casting exclusive to the *Filtration Systems* product line. This feature lowers the working height of the filter system and is standard on our Series and Parallel/Series Filter Systems.

PARALLEL/SERIES FILTER SYSTEMS



Model
NS-222-V-PS



REAR VIEW

MODEL	H"	W"	L"	WT/LBS
NS-222-V-PS	36"	28"	34"	294

PARALLEL/SERIES FILTER SYSTEMS

TYPE OF FILTRATION	VALVES OPEN	VALVES CLOSED	FLOW PATH
Parallel Filtration Both housings filter simultaneously.	No. 1 & 3	No. 2	Liquid enters Inlet Port A or B, passes through both vessels simultaneously, and discharges through Outlet Port A or B.
Series (Staged) Filtration Liquid is filtered through Vessel A and then Vessel B, in sequence.	No. 2	No. 1 & 3	Liquid enters Inlet Port A, passes through Vessel A (First Stage); through the Integrated Manifold; then, through Vessel B (Second Stage); and discharges through Outlet Port B.

Specifications

NS- Models: T-304 S/S

NC- Models: Carbon Steel

Over-The-Top Filter Vessels, hold Size #2 media (7"dia. x 33"long)

Maximum Working Pressure: 150psi

Maximum Working Temperature: 300°F

Maximum Water Flow:

220gpm @ 2.2psid (**Series Filtration**, without filter media)

Series Filter Systems maintain single vessel flow rates.

440gpm @ 2.2psid (**Parallel Filtration**, without filter media)

Maximum Support Basket Differential Operating Pressure: 100psi

Hydrostatically Tested to 250psi

Ball Valves: 2" Full-Port, Three-Piece,

T-316 Stainless Steel/Teflon, 800psi

Series Filter Systems: 2 per system

Parallel/Series System: 7 per system

Inlet & Outlet: 2" Flanges, 150 lb., R/F, ANSI

Standard Features

Over-The-Top Design

Built to ASME Code standards

Blasted Finish, interior, exterior, and baskets (**NS-** Models)

One Coat Shop Primer, exterior (**NC-** Models)

Low-Profile, Horizontal Outlet

Investment Cast Lid and Body

Hinged Lid with Handle, Built-in Lid Stop, and Safety Detents

Plated Carbon Steel Hardware, closure bolts & bar knobs

Gauge Ports, upstream & downstream, 1/4" NPT

Vent Ports, 1/4" NPT

Upstream Drain Ports, 1/4" NPT

Downstream Drain Ports, 3/4" NPT

Perforated T-316 S/S Support Baskets with Longitudinal Taper

Buna-N O-Rings


Stainless Steel Frame

(**NS-** Models)

Carbon Steel Frame

(**NC-** Models)

AVAILABLE OPTIONS



SEDTEK® Cartridge Chamber:

Removable, positive sealing chambers hold one large diameter, SEDTEK cartridge or four standard cartridge filters. Insertion of the chamber into any of our filter bag housings converts the vessel into a cartridge housing, *without modification of piping or change of liquid flow path.*

- T-316 Stainless Steel Upgrade, including S/S Hardware
- Modified Flanged, Threaded, or Sanitary Connections
- Interior Polished Finishes
- Epoxy Coating, interior, exterior & frame
- Mesh & Micron Lined Baskets, S/S
- Perforated Strainer Baskets, S/S



Perforated Strainers and Lined Baskets:


Heavy-duty perforated baskets convert filter vessels into high-capacity, liquid strainers. Micron Lined Baskets are available for finer filtering applications.

- Cartridge Chambers, S/S
- Two-Piece, Stainless Steel Thermal Jackets
- Additional Ports
- Drain Valves, Vent Valves, Pressure Gauges
- Assorted O-Ring Materials
- ASME U-Stamp



Accufit® NMO Filter Bags:

Nylon Monofilament Filter Bags are fully welded and are constructed of 100% FDA Compliant Materials. Available Micron Ratings: 150, 200, 400, 600.



HIGH PERFORMANCE LIQUID FILTER BAGS

Filtration Systems vessels and filter media are designed to work together as a system, maximizing performance and results.

- Efficiency Ratings up to 99.98%...
provides absolute rated performance
- Fully Welded Construction...
eliminates solids bypass
- Zero-Bypass® Bag Collar...
assures an optimum compression seal
- Integrated Polymeric Support®...
provides superior mechanical strength
- Ratings from 0.2 to 200 Microns...*absolute or nominal ratings*



Ultrafit® Welded and Accufit®
Welded Liquid Filter Bags

Product Identification: All *Filtration Systems* filter vessels have a unique serial number that can be identified by our factory. Nameplates, specifying both the serial number and maximum allowable pressure and temperature ratings, are permanently affixed to all housings.

Product Specifications: With over 30 years of industry expertise and proven performance, *Filtration Systems* offers quality products at responsible prices. We continually strive to improve our products through ongoing research and development; therefore, we reserve the right to change specifications without notice.

Warranty: *Filtration Systems* warrants our products to be free from defects in workmanship for a period of one year from the date of purchase, when used in accordance with our specific guidelines. Our only obligation and a customer's remedy, subject to our inspection and evaluation, shall be to replace the product or refund the purchase price.

Limitation of Liability: *Filtration Systems* shall not be held responsible or liable for any loss resulting from the resale, direct or indirect misuse, incidental or consequential damages, arising out of the use of this product.

Filtration Systems™

Division of Mechanical Mfg. Corporation
10304 N.W. 50th Street • Sunrise, FL 33351 USA
Tel: 954-572-2700 • Fax: 954-572-3401
www.filtrationsystems.com

ISO 9001:2000 Certified